

Scottish Commercial Music Industry Taskforce Supplementary Report: Additional Information on Large Music Venues

Following the Scottish Commercial Music Industry Taskforce (SCMIT) Report for Scottish Government (July 2020) which presented comprehensive data on specific sub-sector needs, this additional information was gathered and compiled at the request of the Creative Industries department of the Scottish Government to understand the requirements of large music venues (which do not receive funding and are not local authority controlled) that do not fit into the Grassroots music venues fund. There are only six such venues in the whole of Scotland.

Research Scope

SCMIT understands it is Scottish Government's aim to support these venues through the performing arts venue fund. Data was obtained by SCMIT from six keystone music venues across Scotland: the Corn Exchange in Edinburgh, SWG3, Barrowland Ballroom and O2 Academy, Glasgow, Dunfermline Alhambra and Fat Sams Dundee. There are two other large music venues of concern; Ironworks in Inverness and The Queen's Hall in Edinburgh. However, it is likely that Ironworks will be supported through the grassroots music venues fund and The Queen's Hall has been approved to apply to the performing arts venue fund.

SG asked SCMIT to find out the answers to three questions:

1. Number of Full Time Equivalent (FTE) employees/non-salaried directors/partners.
2. Number of freelancers normally contracted 01/08/20–01/04/21.
3. Monthly fixed costs (excluding salaries and freelance contractor costs) that business needs to survive until 01/04/21.

Methodology

Data was gathered from the six venues that will not currently be provided for, by SCMIT and compiled by the Scottish Music Industry Association (SMIA). For this report we simply asked three questions, compiled the answers and calculated the totals. As some of the information may be sensitive, we have anonymised the names of the large music venues.

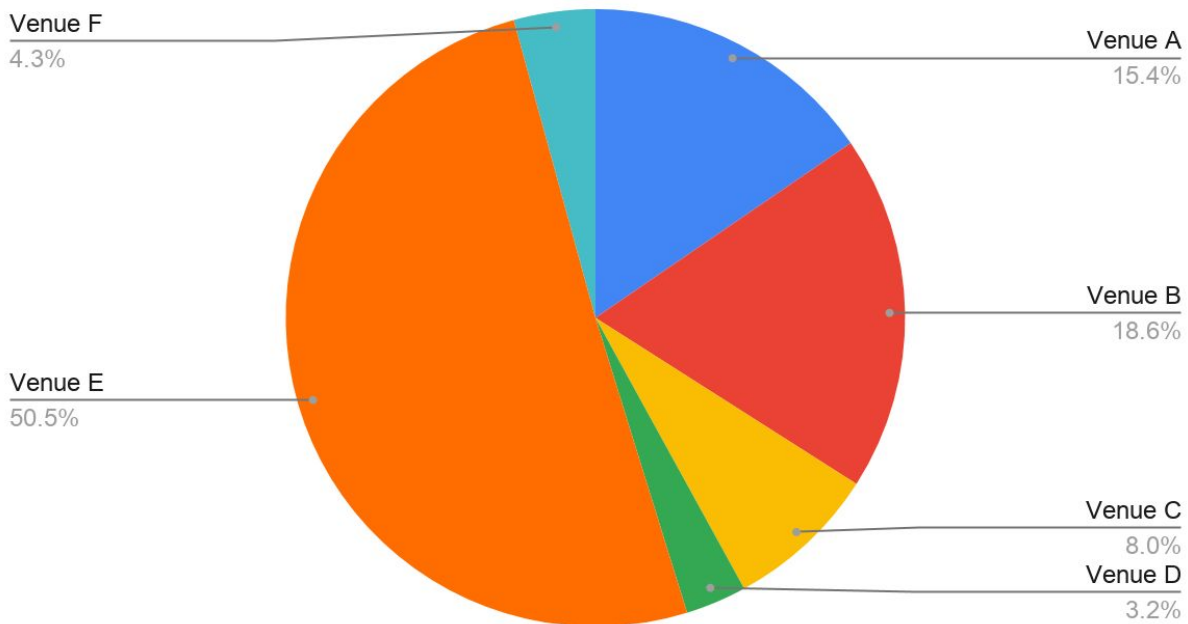
Results

All six venues provided answers to the three questions. The results are:

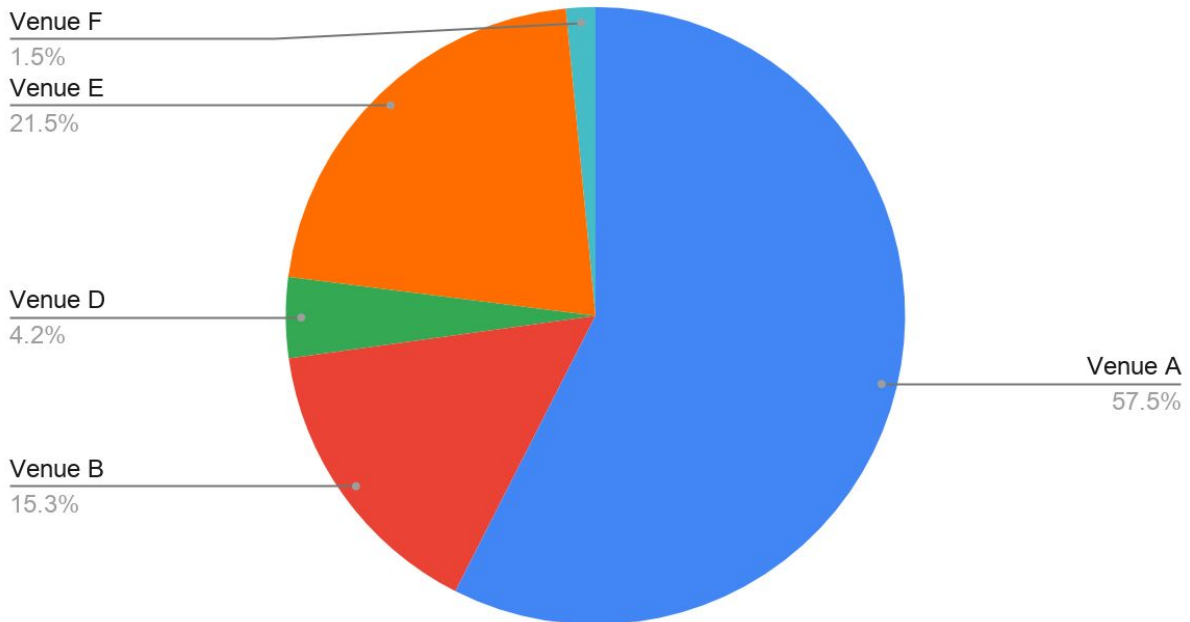
- Total number of Full Time Equivalent (FTE) employees/non-salaried directors/partners = 188
- Total number of freelancers normally contracted 01/08/20–01/04/21 = 261
- Monthly fixed costs (excluding salaries and freelance contractor costs) that business needs to survive until 01/04/21 = £161,252

We can illustrate the data gathered in the following charts.

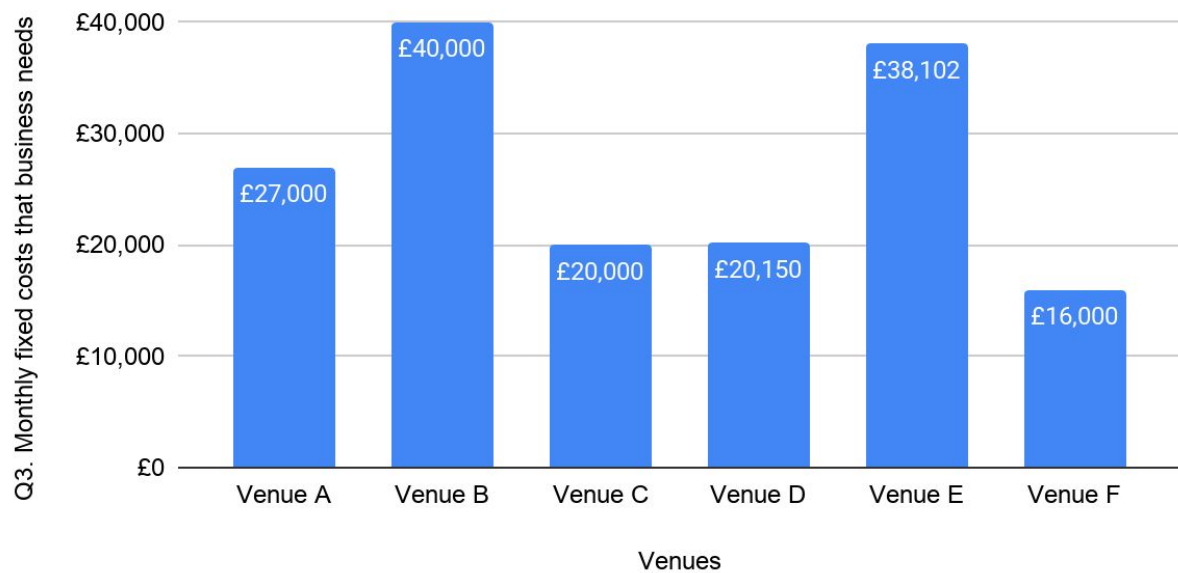
Q1. No. FTE Employees



Q2. No. Freelancers normally contracted (01/08/20–01/30/21)



Q3. Monthly fixed costs that business needs to survive until 01/04/21) vs. Venues



Data Table

This table shows the exact data gathered from the large music venues.

Data table for Venues (Special)				
Company Name	Sub-Sector (enter only for Venues)	Q1. No. FTE Employees	Q2. No. Freelancers normally contracted (01/08/20–01/30/21)	Q3. Monthly fixed costs that business needs to survive until 01/04/21)
Venue A	Venues	29	150	£27,000
Venue B	Venues	35	40	£40,000
Venue C	Venues	15	0	£20,000
Venue D	Venues	6	11	£20,150
Venue E	Venues	95	56	£38,102
Venue F	Venues	8	4	£16,000
TOTALS		188	261	£161,252

Data was gathered by members of SCMIT and reviewed for accuracy. Responses were aggregated and anonymised. Data on individual companies will be destroyed once the report has been finalised and published.

There are only six large music venues operating commercially (without public funding or local authority intervention) in Scotland. As the numbers above are relatively modest, SCMIT and SMIA hope that Scottish Government can provide for them through the performing arts venues fund.

This report was designed, processed and produced by SMIA in its capacity as a member of SCMIT.

© 2020 Scottish Music Industry Association. Ltd.